

KASEI

Advanced Technology

KASEI BLOWER - BACK PACK

KZ-8300BBP-PRO-2S



DIAGRAM & PARTS LIST OF BLOWER BACK PACK - KZ-8300BBP-PRO-2S

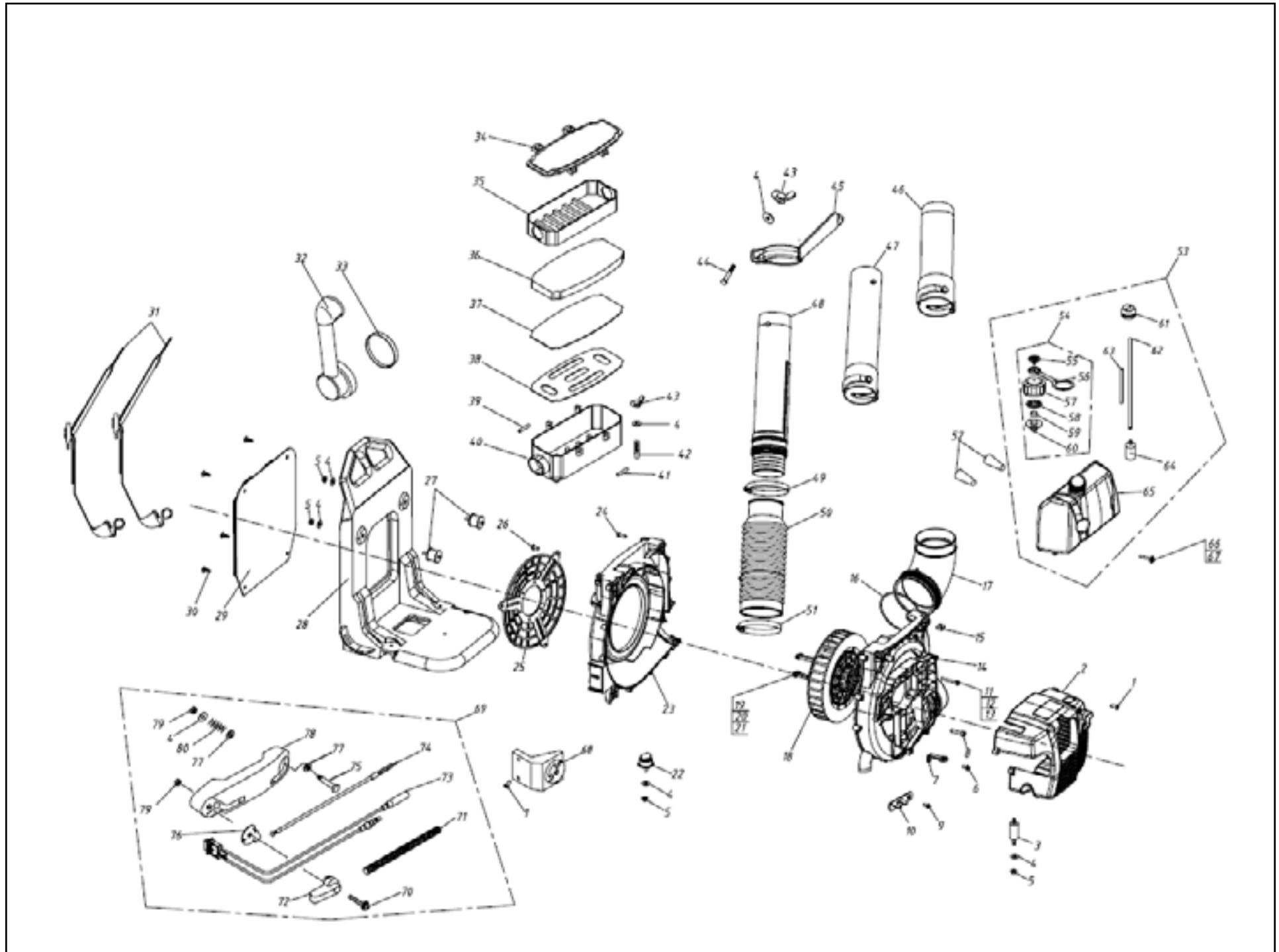


DIAGRAM & PARTS LIST OF BLOWER BACK PACK - KZ-8300BBP-PRO-2S

SL NO	PART NO	DESCRIPTION	SL NO	PART NO	DESCRIPTION
1	KZ-8300BBP-T01	Screw	17	KZ-8300BBP-T17	Elbow
2	KZ-8300BBP-T02	Engine Cover	18	KZ-8300BBP-T18	Impeller
3	KZ-8300BBP-T03	Damper	19	KZ-8300BBP-T19	Washer
4	KZ-8300BBP-T04	Washer	20	KZ-8300BBP-T20	Washer
5	KZ-8300BBP-T05	Nut	21	KZ-8300BBP-T21	Screw
6	KZ-8300BBP-T06	Screw	22	KZ-8300BBP-T22	Support
7	KZ-8300BBP-T07	Bracket	23	KZ-8300BBP-T23	Volute Cover
8	KZ-8300BBP-T08	Screw	24	KZ-8300BBP-T24	Screw
9	KZ-8300BBP-T09	Screw	25	KZ-8300BBP-T25	Shield
10	KZ-8300BBP-T10	Bracket	26	KZ-8300BBP-T26	Screw
11	KZ-8300BBP-T11	Screw	27	KZ-8300BBP-T27	Damper
12	KZ-8300BBP-T12	Washer	28	KZ-8300BBP-T28	Frame
13	KZ-8300BBP-T13	Nut	29	KZ-8300BBP-T29	Pad
14	KZ-8300BBP-T14	Volute Case	30	KZ-8300BBP-T30	Cl Ip
15	KZ-8300BBP-T15	Nut	31	KZ-8300BBP-T31	Band Assy
16	KZ-8300BBP-T16	Washer	32	KZ-8300BBP-T32	Pipe

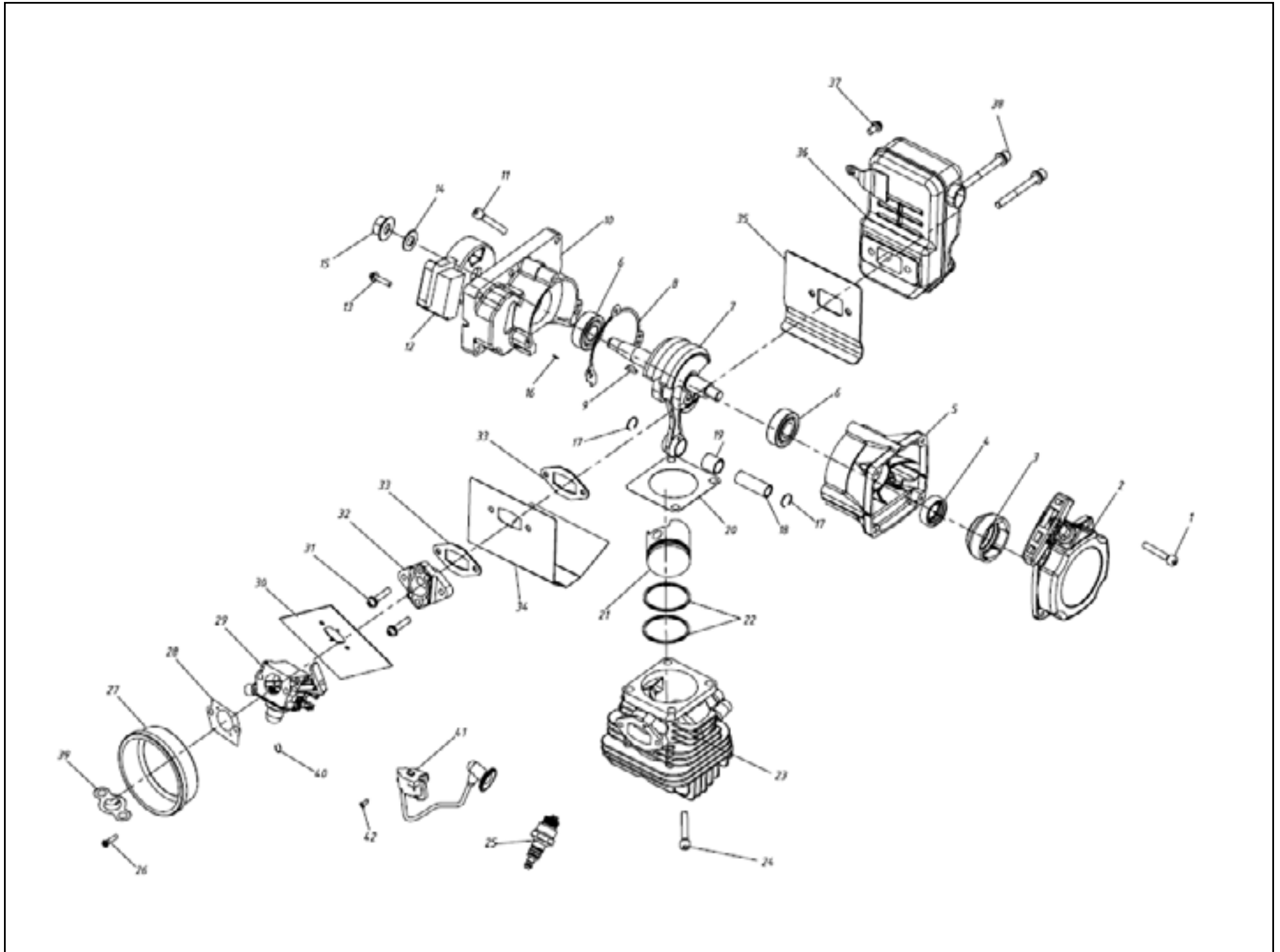
DIAGRAM & PARTS LIST OF BLOWER BACK PACK - KZ-8300BBP-PRO-2S

SL NO	PART NO	DESCRIPTION	SL NO	PART NO	DESCRIPTION
33	KZ-8300BBP-T33	Clip	49	KZ-8300BBP-T49	Clamp
34	KZ-8300BBP-T34	Out Side Cover	50	KZ-8300BBP-T50	Hose
35	KZ-8300BBP-T35	Bracket	51	KZ-8300BBP-T51	Clamp
36	KZ-8300BBP-T36	Filter	52	KZ-8300BBP-T52	Support
37	KZ-8300BBP-T37	Filter	53	KZ-8300BBP-T53	File Tank Assy
38	KZ-8300BBP-T38	Gasket	54	KZ-8300BBP-T54	Cap Assy
39	KZ-8300BBP-T39	Pin	55	KZ-8300BBP-T55	Clip
40	KZ-8300BBP-T40	Inside Cover	56	KZ-8300BBP-T56	Stopper
41	KZ-8300BBP-T41	Pin	57	KZ-8300BBP-T57	Cap
42	KZ-8300BBP-T42	Screw	58	KZ-8300BBP-T58	Lid
43	KZ-8300BBP-T43	Nut	59	KZ-8300BBP-T59	Lid
44	KZ-8300BBP-T44	Bolt	60	KZ-8300BBP-T60	Holder
45	KZ-8300BBP-T45	Handle	61	KZ-8300BBP-T61	Vitta
46	KZ-8300BBP-T46	Pipe End	62	KZ-8300BBP-T62	Fuel Tube
47	KZ-8300BBP-T47	Pipe Straight	63	KZ-8300BBP-T63	Fuel Tube
48	KZ-8300BBP-T48	Swivel Joint	64	KZ-8300BBP-T64	F I Lter

DIAGRAM & PARTS LIST OF BLOWER BACK PACK - KZ-8300BBP-PRO-2S

SL NO	PART NO	DESCRIPTION	SL NO	PART NO	DESCRIPTION
65	KZ-8300BBP-T65	Fuel Tank	73	KZ-8300BBP-T73	Stop Switch
66	KZ-8300BBP-T66	Screw	74	KZ-8300BBP-T74	Cable
67	KZ-8300BBP-T67	Washer	75	KZ-8300BBP-T75	Screw
68	KZ-8300BBP-T68	Bracket	76	KZ-8300BBP-T76	Bracket
69	KZ-8300BBP-T69	Lever Set	77	KZ-8300BBP-T77	Washer
70	KZ-8300BBP-T70	Screw	78	KZ-8300BBP-T78	Handle
71	KZ-8300BBP-T71	Tube	79	KZ-8300BBP-T79	Nut
72	KZ-8300BBP-T72	Lever Throttle	80	KZ-8300BBP-T80	Spring

ENGINE DIAGRAM & PARTS LIST OF BLOWER BACK PACK - KZ-8300BBP-PRO-2S



ENGINE DIAGRAM & PARTS LIST OF BLOWER BACK PACK - KZ-8300BBP-PRO-2S






SL NO	PART NO	DESCRIPTION	SL NO	PART NO	DESCRIPTION
1	KZ-8300BBP-E01	Screw	17	KZ-8300BBP-E17	Snap Ring
2	KZ-8300BBP-E02	Starter Assy	18	KZ-8300BBP-E18	Piston Pin
3	KZ-8300BBP-E03	Start Reel	19	KZ-8300BBP-E19	Bearing
4	KZ-8300BBP-E04	Seal	20	KZ-8300BBP-E20	Gasket
5	KZ-8300BBP-E05	Back Crank Case	21	KZ-8300BBP-E21	Piston
6	KZ-8300BBP-E06	Bearing	22	KZ-8300BBP-E22	Piston Ring
7	KZ-8300BBP-E07	Crankshaft	23	KZ-8300BBP-E23	Cylinder
8	KZ-8300BBP-E08	Gasket	24	KZ-8300BBP-E24	Screw
9	KZ-8300BBP-E09	Key	25	KZ-8300BBP-E25	Spare Plug
10	KZ-8300BBP-E10	Front Crank Case	26	KZ-8300BBP-E26	Screw
11	KZ-8300BBP-E11	Screw	27	KZ-8300BBP-E27	Cover
12	KZ-8300BBP-E12	Magneto	28	KZ-8300BBP-E28	Gasket
13	KZ-8300BBP-E13	Screw	29	KZ-8300BBP-E29	Carburetor
14	KZ-8300BBP-E14	Washer	30	KZ-8300BBP-E30	Gasket
15	KZ-8300BBP-E15	Nut	31	KZ-8300BBP-E31	Screw
16	KZ-8300BBP-E16	Pin	32	KZ-8300BBP-E32	Insulator

ENGINE DIAGRAM & PARTS LIST OF BLOWER BACK PACK - KZ-8300BBP-PRO-2S

SL NO	PART NO	DESCRIPTION	SL NO	PART NO	DESCRIPTION
33	KZ-8300BBP-E33	Gasket			
34	KZ-8300BBP-E34	Mantle			
35	KZ-8300BBP-E35	Gasket			
36	KZ-8300BBP-E36	Muffler			
37	KZ-8300BBP-E37	Screw			
38	KZ-8300BBP-E38	Screw			
39	KZ-8300BBP-E39	Baffle			
40	KZ-8300BBP-E40	Ring			
41	KZ-8300BBP-E41	Magneto			
42	KZ-8300BBP-E42	Screw			






WARRANTY CARD

CUSTOMER COPY

DATE _____	DATE OF DELIVERY _____	DEALERS OFFICIAL SEAL	DEALERS SIGN _____
PURCHASERS NAME & ADDRESS _____ _____	 CUSTOMER SIGN		
PRODUCT NAME	PRODUCT SERIAL NO.	INVOICE/DN NO.	
			






I/Will accept the terms and conditions of warranty as in the warranty card

DEALERS COPY

DATE _____	DATE OF DELIVERY _____	DEALERS OFFICIAL SEAL	DEALERS SIGN _____
PURCHASERS NAME & ADDRESS _____ _____	 CUSTOMER SIGN		
PRODUCT NAME	PRODUCT SERIAL NO.	INVOICE/DN NO.	
			

I/Will accept the terms and conditions of warranty as in the warranty card

COMPANY COPY

DATE _____	DATE OF DELIVERY _____	DEALERS OFFICIAL SEAL	DEALERS SIGN _____
PURCHASERS NAME & ADDRESS _____ _____	 CUSTOMER SIGN		
PRODUCT NAME	PRODUCT SERIAL NO.	INVOICE/DN NO.	
			

I/Will accept the terms and conditions of warranty as in the warranty card

1. LIMITED WARRANTY PERIOD : For a period of six months from the date of Sale / delivery of the product which ever is earlier. 2. LIMITED WARRANTY OBLIGATION : Replacement of defective part(s) by authorized dealer are free of charges. If found defective by reasons of defective material / poor workmanship, parts will be replaced and there will be no value re-imbusement. 3. TERMS & CONDITIONS : a. Claims under warranty will be accepted on submission of Warranty Card duly filled and stamped by authorized dealer together with the original purchase document. : b. Shipping / transportation / Incidental charges incurred in replacing defective parts under warranty shall be borne by the purchaser

WARRANTY null & void if

- (i) Lack of maintenance, (ii) Incorrect use of the machine or tampering, (iii) Use of non-genuine spare parts, (iv) Usage of acids, solvents, or any flammable materials, (v) Non-usage of filter water / clear water / soft water & using water above 40°C temperature, (vi) While using the pressure washers to draw water which is contaminated with dust & solvents (eg. paint thinners, gasoline, oil, etc.), (vii) Repair done by unauthorized service people, (viii) Those parts subject to wear & tear due to normal operations and plastic parts, rubber items etc, (ix) Loose connections, faulty electrical fixtures & fluctuations in power supply.
- 4. Should any failure occur during or after the warranty period, customer does not have the right to interrupt payment / price discount.
- 5. Incidental or consequential damages like inconvenience commercial loss, loss of tie, mental agony etc.
- 6. Loss of any nature due to operation or non-operation is not covered under warranty.
- 7. All free service are at Dealer's service point only.
- 8. Warranty ceases if service is not done periodically.
- 9. The attached card should be completed and returned to Ratnagiri Impex Pvt. Ltd. for registration immediately after sale / delivery.
- 10. The warranty is void unless you register the warranty card with Ratnagiri Impex Pvt. Ltd.
- 11. The decision of Ratnagiri Impex Pvt. Ltd., in settling the warranty is final in all respects.
- 12. All disputes are subject to Bangalore Courts Jurisdiction

1. LIMITED WARRANTY PERIOD : For a period of six months from the date of Sale / delivery of the product which ever is earlier. 2. LIMITED WARRANTY OBLIGATION : Replacement of defective part(s) by authorized dealer are free of charges. If found defective by reasons of defective material / poor workmanship, parts will be replaced and there will be no value re-imbusement. 3. TERMS & CONDITIONS : a. Claims under warranty will be accepted on submission of Warranty Card duly filled and stamped by authorized dealer together with the original purchase document. : b. Shipping / transportation / Incidental charges incurred in replacing defective parts under warranty shall be borne by the purchaser.

WARRANTY null & void if

- (i) Lack of maintenance, (ii) Incorrect use of the machine or tampering, (iii) Use of non-genuine spare parts, (iv) Usage of acids, solvents, or any flammable materials, (v) Non-usage of filter water / clear water / soft water & using water above 40°C temperature, (vi) While using the pressure washers to draw water which is contaminated with dust & solvents (eg. paint thinners, gasoline, oil, etc.), (vii) Repair done by unauthorized service people, (viii) Those parts subject to wear & tear due to normal operations and plastic parts, rubber items etc, (ix) Loose connections, faulty electrical fixtures & fluctuations in power supply.
- 4. Should any failure occur during or after the warranty period, customer does not have the right to interrupt payment / price discount.
- 5. Incidental or consequential damages like inconvenience commercial loss, loss of tie, mental agony etc.
- 6. Loss of any nature due to operation or non-operation is not covered under warranty.
- 7. All free service are at Dealer's service point only.
- 8. Warranty ceases if service is not done periodically.
- 9. The attached card should be completed and returned to Ratnagiri Impex Pvt. Ltd. for registration immediately after sale / delivery.
- 10. The warranty is void unless you register the warranty card with Ratnagiri Impex Pvt. Ltd.
- 11. The decision of Ratnagiri Impex Pvt. Ltd., in settling the warranty is final in all respects.
- 12. All disputes are subject to Bangalore Courts Jurisdiction

1. LIMITED WARRANTY PERIOD : For a period of six months from the date of Sale / delivery of the product which ever is earlier. 2. LIMITED WARRANTY OBLIGATION : Replacement of defective part(s) by authorized dealer are free of charges. If found defective by reasons of defective material / poor workmanship, parts will be replaced and there will be no value re-imbusement. 3. TERMS & CONDITIONS : a. Claims under warranty will be accepted on submission of Warranty Card duly filled and stamped by authorized dealer together with the original purchase document. : b. Shipping / transportation / Incidental charges incurred in replacing defective parts under warranty shall be borne by the purchaser.

WARRANTY null & void if

- (i) Lack of maintenance, (ii) Incorrect use of the machine or tampering, (iii) Use of non-genuine spare parts, (iv) Usage of acids, solvents, or any flammable materials, (v) Non-usage of filter water / clear water / soft water & using water above 40°C temperature, (vi) While using the pressure washers to draw water which is contaminated with dust & solvents (eg. paint thinners, gasoline, oil, etc.), (vii) Repair done by unauthorized service people, (viii) Those parts subject to wear & tear due to normal operations and plastic parts, rubber items etc, (ix) Loose connections, faulty electrical fixtures & fluctuations in power supply.
- 4. Should any failure occur during or after the warranty period, customer does not have the right to interrupt payment / price discount.
- 5. Incidental or consequential damages like inconvenience commercial loss, loss of tie, mental agony etc.
- 6. Loss of any nature due to operation or non-operation is not covered under warranty.
- 7. All free service are at Dealer's service point only.
- 8. Warranty ceases if service is not done periodically.
- 9. The attached card should be completed and returned to Ratnagiri Impex Pvt. Ltd. for registration immediately after sale / delivery.
- 10. The warranty is void unless you register the warranty card with Ratnagiri Impex Pvt. Ltd.
- 11. The decision of Ratnagiri Impex Pvt. Ltd., in settling the warranty is final in all respects.
- 12. All disputes are subject to Bangalore Courts Jurisdiction



FREE SERVICE COUPON (30DAYS/30HRS. WHICHEVER IS EARLIER)

MODEL

SERIAL NUMBER

PDI DATE

SERVICE NO.

PURCHASE BILL NO.

DATE

DEALERS OFFICE SEAL

- 1. Check and test the fuel mixture
- 3. Check , clean and adjust the spark plug
- 5. Check and sparken the cutting tools
- 7. Start and check the noise, vibration, loosen etc..

OPERATIONS

- 2. check and clean the air filter
- 4. Check and adjust the carburetor tuning
- 6. Product familirisation on usage
- 8. Routine maintenance and shortage.

FREE SERVICE COUPON (30DAYS/30HRS. WHICHEVER IS EARLIER)

MODEL

SERIAL NUMBER

PDI DATE

SERVICE NO.

PURCHASE BILL NO.

DATE

DEALERS OFFICE SEAL

- 1. Check and test the fuel mixture
- 3. Check , clean and adjust the spark plug
- 5. Check and sparken the cutting tools
- 7. Start and check the noise, vibration, loosen etc..

OPERATIONS

- 2. check and clean the air filter
- 4. Check and adjust the carburetor tuning
- 6. Product familirisation on usage
- 8. Routine maintenance and shortage.

FREE SERVICE COUPON (30DAYS/30HRS. WHICHEVER IS EARLIER)

MODEL

SERIAL NUMBER

PDI DATE

SERVICE NO.

PURCHASE BILL NO.

DATE


DEALERS OFFICE SEAL

- 1. Check and test the fuel mixture
- 3. Check , clean and adjust the spark plug
- 5. Check and sparken the cutting tools
- 7. Start and check the noise, vibration, loosen etc..

OPERATIONS

- 2. check and clean the air filter
- 4. Check and adjust the carburetor tuning
- 6. Product familirisation on usage
- 8. Routine maintenance and shortage.

DOS





DONT'S

1. Always read the instruction manual supplied along with the equipments and understand the correct installation and operating procedures before attempting to use the equipments.
2. It is important to use the personal protection equipments such as head helmet with visor, ear defenders, goggles, safety gloves, cut resistant shoes, trousers and jackets while operating potentially dangerous machines
3. Avoid untrained persons using the equipments. Children must not be allowed to handle these equipments
4. Always use genuine spares and accessories in repairs and usage to derive maximum life of the equipments.
5. Always keep the equipments in good working condition to minimize loss of output as well as to reduce the pollution and save the environment
6. Do not use the machine within range of persons unless they wear protective clothing
7. Do not operate the machine when fatigued or under the influence of alcohol or drugs
8. When the machine is running, please maintain a constant water supply. Without water circulation will damage the sealing rings of the machine.
9. For more query kindly contact for our Service Center/Dealer/ franchise

Agrimate Army For Pest Control

ANY WHERE - ANY TIME - ANY CROP



Marketed by:
**ratnagiri
impex**
BRINGING YOU THE FUTURE... NOW

RATNAGIRI IMPEX PVT., LTD.,

Annapurna House, #1 / 1G, 7th Cross, New
Guddadahalli

Mysore Road, Bangalore - 560 026

Missed Call : 7393 938 938

Email: ask@agrimart.in